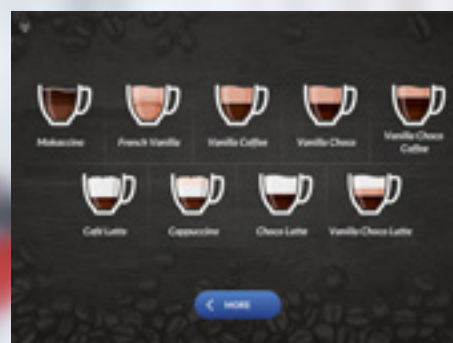
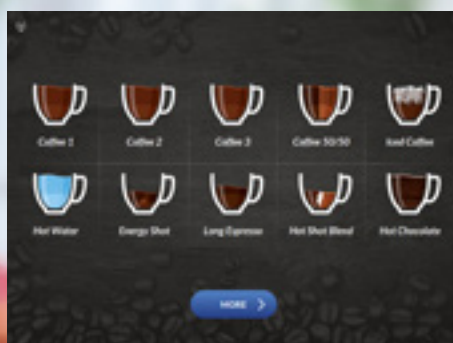


# Encore Venti Beverages Description



Coffee Drinks & Hot Beverages	
Drinks	Descriptions
Coffee 1 (Milk option)	Dark roast (recommended).
Coffee 2 (Milk option)	Decaffeinated or medium roast (recommended).
Coffee 3 (Milk option)	Light roast (recommended).
Coffee 50/50 (Milk option)	Two blends (blends 1 and 2 by default) combined in a ½-½ proportion.
Iced Coffee	A strong shot of coffee (blend 1 by default) with a smaller quantity of water (4 oz), served on ice*.
Hot Water	Hot water for tea.
Energy Shot	A strong shot of coffee (blend 1 by default) with a smaller quantity of water (4 oz).
Long Espresso	A very strong shot of whipped coffee (blend 1 by default) with a smaller quantity of water (4 oz).
Hot Shot Blend	A strong shot of 2 blends (blends 1 and 2 by default).
Hot Chocolate	Hot chocolate flavoured soluble.
Mokaccino	Coffee (blend 1 by default) and hot chocolate soluble combined in a ½-½ proportion.
French Vanilla	French vanilla flavoured soluble.
Vanilla Coffee	Coffee (blend 1 by default) and French vanilla soluble combined in a ½-½ proportion.
Vanilla Choco	French vanilla and hot chocolate solubles combined in a ½-½ proportion.
Vanilla Choco Coffee	Coffee (blend 1 by default), French vanilla and hot chocolate solubles in a ⅓-⅓-⅓ proportion.
Café Latte	A shot of coffee (blend 1 by default) topped with powder milk in a ½-½ proportion.
Cappuccino	A shot of whipped coffee (blend 1 by default) and powder milk combined in a ½-½ proportion, with an extra whipped powder milk.
Choco Latte	Hot chocolate soluble topped with powder milk in a ½-½ proportion.
Vanilla Choco Latte	Hot chocolate soluble with French vanilla soluble, topped with powder milk in a ⅓-⅓-⅓ proportion.

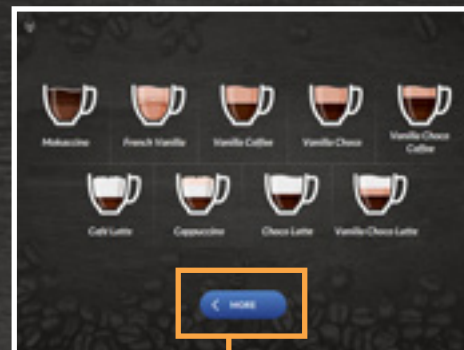
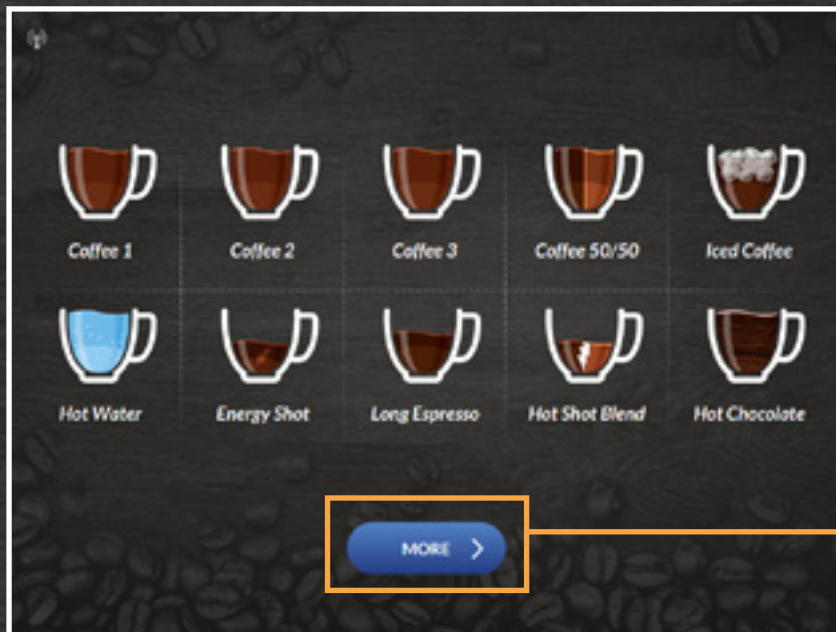


\*Ice machine required.

# Encore Venti - Simple Steps

## Step 1

Choose your beverage by pressing the according image.



Press on the “More” button to have access to the other beverages of the menu.

## Step 2

Set your beverage and start its preparation. Beverage settings options vary depending on the selected recipe.



**Select desired blend(s).**

The label or tag displayed over the cup will tell you what the blend is.

**Select the strength.**

**Select the size.**

Refer to the labels to select the right size for your cup.

**Add up to 2 milk portions.**

Milk option is available for regular coffee and Coffee 50/50 recipes.

**Whip the beverage.**

**Start the preparation.**

Brew time varies from 15 to 62 seconds, depending on the recipe.